






# SCOREBOARD

	1	2	3	4	F
 Dixie	21	14	0	13	48
 Snow Canyon	7	14	0	0	21

# GAME LEADERS

	Pass	Rush	Rec
 Dixie	Barben 25-34, 281 yds, 4 tds	AhQuin 28 car, 181 yds, 3 tds	Topham 5 rec, 95 yds, 2 tds
 Snow Canyon	Kitchen 16-34, 300 yds, 2 tds	Poulsen 12 car, 45 yds, 0 tds	Deland 5 rec, 149 yds, 2 tds

TEAM	SCORING	PLAYS	ROSTERS	DRIVE
			 DHS	 SCHS
Number of Plays			77	56
Total Offense			519	383
Time of Possession			28:43	19:17
Rushing Attempts - Yards			41 - 228	22 - 83
Passing: Completions - Attempts			26 - 36	16 - 34
Passing Yards			291	300
Passing: Touchdowns - Interceptions			4 - 2	2 - 3
Fumbles - Lost			0 - 0	1 - 1
Turnovers			2	4
First Downs			32	15
First Downs - Rushing			10	4
First Downs - Passing			17	10
First Downs - Penalties			5	1
Third Down Conversions/Attempts			5/11 (45.5%)	3/13 (23.1%)
Fourth Down Conversions/Attempts			2/3 (66.7%)	1/3 (33.3%)
Penalties - Yards			12 - 105	9 - 80
Defensive Sacks - Yards			0 - 0	0 - 0
Punts - Average			1 - 58	3 - 45.3



## PASSING STATS

	<b>Cmp</b>	<b>Att</b>	<b>Yds</b>	<b>Cmp%</b>	<b>TD</b>	<b>Int</b>
#13 Jacob Barben	25	34	281	73.5%	4	1
#3 Nate Mahi	1	2	10	50%	0	1

## RUSHING STATS

	<b>Att</b>	<b>Yds</b>	<b>Avg</b>	<b>TD</b>
#24 Ammon AhQuin	28	181	6.5	3
#13 Jacob Barben	5	36	7.2	0
#5 Jacob Desmaze	3	6	2	0
#9 Hobbs Nyberg	4	5	1.3	0
#3 Nate Mahi	1	0	0	0

## RECEIVING STATS

	<b>Rec</b>	<b>Yds</b>	<b>Avg</b>	<b>TD</b>
#2 Josh Topham	5	95	19	2
#9 Hobbs Nyberg	6	68	11.3	1
#3 Nate Mahi	5	41	8.2	1
#7 Payden Harrah	4	37	9.3	0
#14 Max Brown	2	25	12.5	0
#8 Payton Wilgar	3	15	5	0
#29 Westin Banuelos	1	10	10	0

## DEFENSIVE STATS

	<b>Tkl</b>	<b>Solo</b>	<b>Ast</b>	<b>Sac</b>	<b>TFL</b>	<b>Int</b>
#13 Jacob Barben	0	0	0	0	0	1
#8 Payton Wilgar	0	0	0	0	0	1
#37 Malakai Fakahua	0	0	0	0	0	1

## KICKING STATS

	<b>FG</b>	<b>FGA</b>	<b>XP</b>	<b>Pts</b>
#19 Thayne Reid	0	0	6	6

## PUNTING STATS

	<b>Att</b>	<b>Yds</b>	<b>Avg</b>	<b>I20</b>
--	------------	------------	------------	------------

	Att	Yds	Att	Yds	Avg	Avg	TD	I20
#18 Tyson Fisher			1	58		58		1

## KICK RETURN STATS

	Att	Yds	Avg	TD